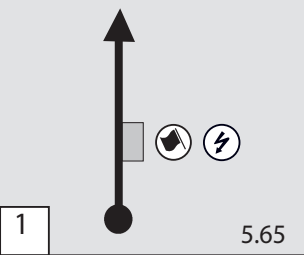



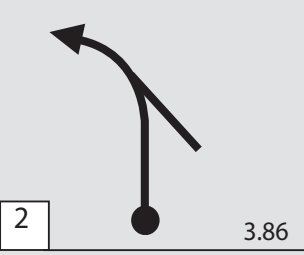

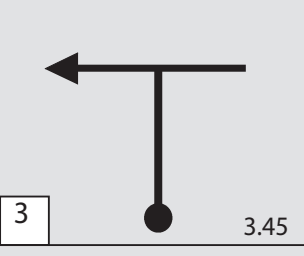

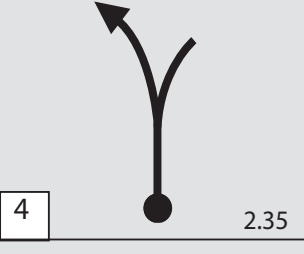

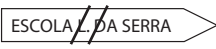
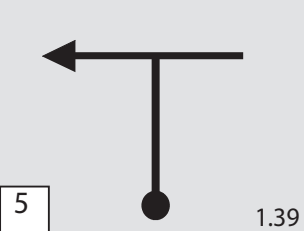











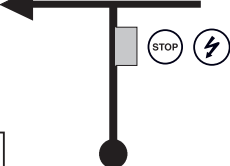








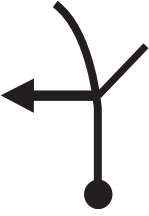






TC/CH		DISTANCE/DISTÂNCIA		LEG/ETAPA		Pag/Pág	
TC/CH		11.35 Km		SECTION/SECÇÃO		1	
Special Stage/Prova Especial		AVERAGE/MÉDIA		TIME ALLOWED/TEMPO		20 MIN	
5.65 Km/h							
Distance/Distância		Direction/Direcção		Information/Informação		Dist. to go Dist. Reqr.	
Total	Parcial						
0.00	0.00	1	 5.65	Estrada do Parque Empresarial    T1      --	11.35		
1.79	1.79	2	 3.86	Estrada do Parque Empresarial  Estrada da Adega	9.56		
2.20	0.41	3	 3.45	Estrada da Adega  Estrada do Lugar da Serra	9.15		
3.30	1.10	4	 2.35	  ESCOLA // DA SERRA	8.05		
4.26	0.96	5	 1.39	    LUGAR DA SERRA TERREIROS SÃO PAULO	7.09		

TC/CH		DISTANCE/DISTÂNCIA		LEG/ETAPA		Pag/Pág
TC/CH		11.35 Km		SECTION/SECÇÃO		2
Special Stage/Prova Especial		AVERAGE/MÉDIA		TIME ALLOWED/TEMPO		20 MIN
5.65 Km/h						
Distance/Distância		Direction/Direcção		Information/Informação	Dist. to go Dist. Regr.	
Total	Parcial					
4.73	0.47	6	 0.92	Estrada dos Terreiros    	6.62	
5.65	0.92	7	 0.00	Estrada do Boqueirão Estrada do Boqueirão  --	5.70	
5.80	0.15	8		Estrada do Boqueirão   T --	5.55	
6.65	0.85	9		Estrada de São Paulo 	4.70	
6.95	0.30	10		Estrada de São Paulo  	4.40	

TC/CH		DISTANCE/DISTÂNCIA		LEG/ETAPA	Pag/Pág
TC/CH		11.35 Km		SECTION/SECÇÃO	3
Special Stage/Prova Especial		AVERAGE/MÉDIA		TIME ALLOWED/TEMPO	
5.65 Km/h				20 MIN	
Distance/Distância		Direction/Direcção	Signal Point	Information/Informação	Dist. to go Dist. Regr.
Total	Parcial				
9.62	2.67	<div style="border: 1px solid black; padding: 2px; display: inline-block;">11</div> 		!!	1.73
10.60	0.98	<div style="border: 1px solid black; padding: 2px; display: inline-block;">12</div> 		!!	0.75
10.90	0.30	<div style="border: 1px solid black; padding: 2px; display: inline-block;">13</div> 		<div style="border: 1px solid black; padding: 5px; display: inline-block;">PARQUE EMPRESARIAL</div> 	0.45
11.25	0.35	<div style="border: 1px solid black; padding: 2px; display: inline-block;">14</div> 		!!	0.10
11.35	0.10	<div style="border: 1px solid black; padding: 2px; display: inline-block;">15</div> 		PARQUE DE ASSISTÊNCIAS	0.00